



nuanu

Venues
2024



CONTENTS

BE PART OF THE MOVEMENT	03
HAVE A JOURNEY WITH US	04
NUANU GUIDE MAP	05

VENUES

LABYRINTH RESIDENCIES	06
LABYRINTH DOME	11
LUNA BEACH CLUB	12
AMPHITHEATER	18
THE WORKSHOP	23
HEARTH	26
PRO-ED GLOBAL SCHOOL	31
ASH	34
OASIS	38
LONGHOUSE	41
ART VILLAGE	45
BAMBOO CLUB	48
AURORA PARK	51
PACHA ALPACA	54
LUMEIRA	56
OSOM	60
PHI CAMP	63
ODYSSEY GARDEN	66
WILLOW	68
ARCADIA	71
CAPACITY	74
MULTI-VENUE	75

FESTIVALS

SUARA	76
SAMANA	79

CONTACT US	81
------------	----

BE PART OF THE MOVEMENT

Nuanu is passionate about creating unique and inspiring tailored events, the events we love.

Nuanu's forums are equipped with state of the art facilities, skilled technicians to ensure the highest quality of production and distinct atmospheres to develop festivities beyond the status quo.

Nuanu holds a collection of inspiring projects and spaces, from awe inspiring immersive art pieces to impressive venues of creative entertainment. Most of our venues are multi-functioning and caters to a plethora of needs and ideas.

We would like to share with you how the power of imaginative space gives the possibility to make your event a reality.

Elevate your visions to reality,
we would love to create with you.





HAVE A JOURNEY WITH US

We are situated on supreme Balinese coastline in the traditional regency of Tabanan. Located on 44ha of oceanfront land just 20 minutes drive from the bustling town of Canggu, you can find our haven, Nuanu.

Our private beach sits at the base of a lush panorama of nature that spans across 184 meters of ocean bluff, providing a stunning backdrop to one of the world's pioneering collaborative environments offering a unique variety of experiences.

As well as numerous on site attractions, we have an eclectic assortment of venues to accommodate your needs.

Nuanu guarantees a memorable experience for all. Here, we would like to share with you a range of venues immersed in this Eden, ready to welcome and collaborate with the vanguards of the world.

GUIDE MAP



- 1 Willow Hotel
- 2 Fitness Cluster
- 3 Biom Residency Nursery
- 4 Botanical Gardens
- 5 Alpaca Farm
- 6 Highcube
- 7 Longhouse Gallery
- 8 Labyrinth Collective
- 9 Labyrinth Residence
- 10 Ash
- 11 Basecamp Community Hub
- 12 Odyssey Office
- 13 Phi Camp Hotel Popper Triangle
- 14 Garden
- 15 Vertical Farm
- 16 Aurora Media Park
- 17 The Earth Sentinels
- 18 Luna Beach Club
- 19 THK Tower
- 20 Arcadia Plaza
- 21 Amphitheatre Stage
- 22 Oshom Hotel
- 23 Hotel Phase 2
- 24 Funky Place
- 25 Nuanu Park
- 26 Lumeira Spa & Restaurant
- 27 ProEd Elementary School
- 28 ProEd Senior School
- 29 Hearth
- 30 Origins Villas
- 31 Eugene Museum
- 32 Parking 2
- 33 Parking 1



LABYRINTH



THE STUDIO BY LABYRINTH

We are passionate about music.

Labyrinth Studio is accessible from emerging talent through to established artists across many genres of music and offers the flexibility for every kind of project.

Working at Labyrinth Studio means you have access to our extensive range of classic and modern outboard equipment, as well as the latest plugins and your pick of our instrument collection, both old and new.

Our world class engineers are supported by an in-house technical services team offering their experience, passion and expertise.

From capturing a live performance, tracking a session, recording, editing or mixing, the skills of our award winning engineers are unparalleled.

The Studio in Labyrinth are ready to assist you in producing your music to share with the world.



LABYRINTH RESIDENCIES

We want you to enjoy the best experience at Labyrinth. Surrounding the studio and its lounge is Taman Terra.

Our hobbit playground will charm you with its resonant architecture, the accommodation blends beautifully within its surroundings. Naturally built from earth using sustainable building materials, it hosts guests with its six luxuriously finished stand-alone bedrooms.

Labyrinth residencies facilities include an oasis pool, bar, restaurant, sauna, cold plunge pool, artist lounge and gardens.

Spend your evenings lounging by the firepit stargazing, reading in a serene private bedroom or on cushions having treats and pizza made on-site from our outdoor pizza oven.

There are many spaces within our Labyrinth residencies to relax and recoup or meet other creatives when taking time out from your session.



EVENTS BY LABYRINTH



Labyrinth caters a multitude of needs. With its relaxing ambience, nature infused surroundings and luxury technical finishings, it's an opulent and unique setting that you and your guests will admire.

From workshops and seminars, to parties and performances, we are ready to host your event. Events have ranged in diversity from daytime music filled pool parties and DJ and music production retreats to breathwork sessions and massage therapy intensive workshops.

Labyrinth welcomes you to a sense of timelessness, elegance and sophistication. Each event can be tailored to your needs and with its advanced equipment and stunning environment, Labyrinth truly is a bouquet of earthly delights.



THE DOME BY LABYRINTH

The Dome is a temple of experience.

The Dome in Labyrinth is a 12 meters high round top structure that will hold a plethora of various immersive experiences. It is 20 meters in diameter and can accommodate over 600 guests.

With its 12 video projectors and a full 360° sound system this multifunctional space is guaranteed to amaze.

The venue includes a prep kitchen and a bar so be confident the needs of all your guests will be catered to.

With various experiences lined up, from live music shows to yoga, from breath-work to fine dining, and countless more, the Dome in Labyrinth will be bringing many dreams to life.



LABYRINTH SPECIFICATIONS

VENUE SIZE

2290M2

CAPACITY

Maximum Seating Capacity : 100
Standing Capacity : 300
Total Capacity : 300

AMENITIES

3 Public Restrooms
Kitchen + Catering Facilities
Wi-Fi
Bar

AV + TECHNICAL EQUIPMENT

Audio + Visual Equipment
Sound System + Microphones
Projectors + Screens
Lighting Options

LAYOUT + SEATING

Theater style
Banquet style
Cocktail reception
Garden party

FURNITURE

Tables + Seats Available
Extra Furniture on Request

LOGISTICS

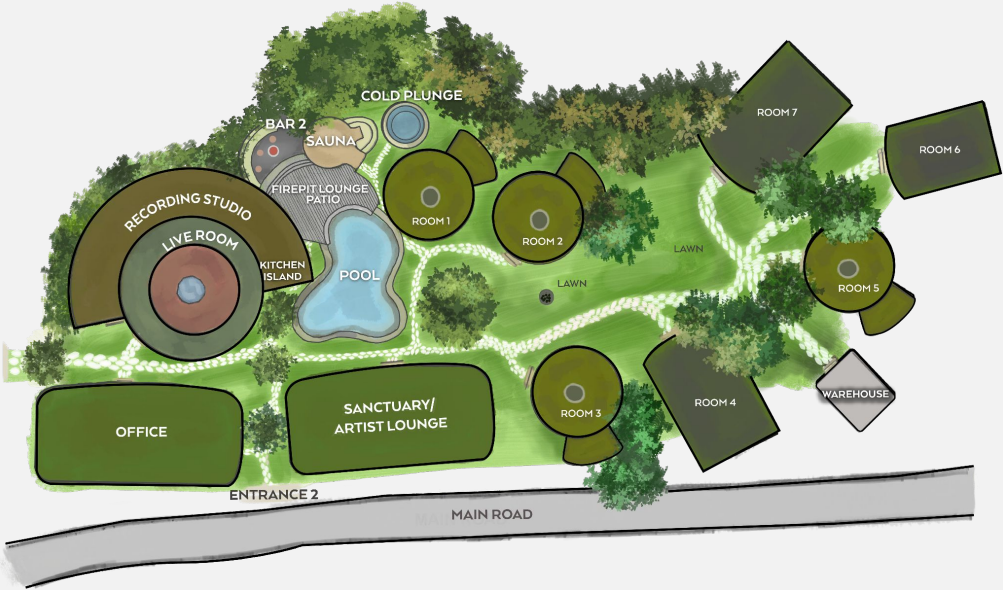
Loading Times : 7am - 7pm
Licensing and Permits : Legal WFV
Noise Restrictions : Music 'till 11pm
Restrictions on Open Flames + Candles

SECURITY + STAFFING

Security Personnel
Bartender
Staff for Setup + Cleanup
Liaison / Coordinator for the Event
Medical Facilities : HSE Nuanu
Fire Department : HSE Nuanu
Local Police : Legal WFV

ELECTRIC

Power Supply : 80kva [can increase]
Electrical Panels : Yes [14 panels]
Outlets + Receptacles
Emergency Systems
Ventilation + Air Conditioning



LABYRINTH





LUNA
BEACH CLUB



LUNA BEACH CLUB

Created with curiosity to push the boundaries of music, entertainment, gastronomy and design, LUNA seamlessly blends innovation with the natural environment to create a newly defined beach club experience.

LUNA is here to inspire and cater, from sunny beach front days to musically lavished celebratory filled nights. From a cave club accessible by slide, a sustainable playground featuring lofty Treepods and climbable architecture LUNA creates a rich and immersive environment for you, evoking whimsical spirit through multiple touchpoints.

LUNA transitions elegantly from day to night with elevated restaurants and oceanfront cocktail lounges. High tech light shows and a diverse musical curation alongside both guest and resident DJs, curate diverse musical genres that enrich the atmosphere. Guests embark on a sensorial journey filled with entertainment that transcends limits.

With live theatrical performances, pumping music and a finesse of flavours, visuals and charismatic style, you will be impressed and enchanted from dusk to dawn.

The resonant architecture of
LUNA Restaurant uses
harmonizing biomimicry
engineering with sustainable
bamboo materials.



369, an elegant dining space
featuring a bountiful wine room and
a spectacular signature table
crafted from mother of pearl.

ELYSIUM can adapt from an elegant cocktail lounge to a temple and ceremonial space.





LUNA BEER GARDEN offers spectacular cliff top views, community vibes and a relaxed atmosphere. Soulful sounds from live acoustic vocalists flow through the garden, while underground cooking serves up flavourful American and Latin dishes.

Elevated **TREE PODS** with its daybar perch on top of **JELLY BEANS**, our circular rotating gelateria, which transforms into a late-night cocktail and dessert bar.



LUNA SPECIFICATIONS

VENUE SIZE

15,000m²

CAPACITY

Seated Capacity : 1000

Standing Capacity : 3000

Total Capacity : 3000

AMENITIES

Restrooms

Kitchen + Catering Facilities : 5

Wi-Fi

FURNITURE

Daybeds + Sunbeds

Tables + Seats Available

Extra Furniture on Request

ELECTRIC

Power Supply : 500kva

Electrical Panels

Outlets + Receptacles

Emergency Systems

Ventilation + Air Conditioning

LOGISTICS

Loading Times : 00:00 - 06:00

Licensing and Permits : Legal WFFV

No F+B from Outside

SECURITY + STAFFING

Security Personnel :

1 chief + 15-20 Outsource Security

On-Shift Staff : 200 pax

Staff for Setup + Cleanup

Liaison / Coordinator for the Event

Medical Facilities : HSE Nuanu

Fire Department : HSE Nuanu

Local Police : Legal WFFV

AV + TECHNICAL EQUIPMENT

Sound System + Visual Equipment

Projectors and Screens on Request

Lighting Options on Request

ACCESSIBILITY

Wheelchair Accessibility

Parking for Disabled Guests





AMPHITHEATER



AMPHITHEATER STAGE

Our outdoor Amphitheater with its huge bionic and organic bamboo stage design will captivate your guests.


Let your guests be wowed by the spectacular light shows that are projected simultaneously outwards and onto its onstage mesh screen, creating an impressive vision of a floating spaceship of light and sound.

Right at the front, the theater's large dance floor is ready to accommodate over 300 guests and refreshments are easily accessible as the blind areas on each side of the stage are utilized to the max as bars. The backstage area is equipped with an air conditioned changing room and restroom.

The terraces 7 levels guarantees optimum view of the stage whilst spectacular surroundings are part of the performance such as a great view of Popper's Earth Sentinels. The top of the venue also holds a large open space or courtyard suitable for your vendors.

The Amphitheater's magical mix of music, nature, and human creativity is ready to inspire and amaze.

The **AMPHITHEATER**
shining bright under the
moonlight with spectacular
light shows.



AMPHITHEATER





The **AMPHITHEATER** at SUARA festival using projection mapping to showcase stunning visuals.

AMPHITHEATER STAGE SPECIFICATIONS

VENUE SIZE

2,542m²

CAPACITY

Seated with Chairs : 600

Standing Capacity : 1000

Total Capacity : 1000

AMENITIES

Backroom Restroom

Wi-Fi

LAYOUT + SEATING

Theater style

U-Shape

Banquet style

Cocktail reception

Garden party

SECURITY + STAFFING

Security Personnel

Staff for Setup and Cleanup

Medical Facilities : HSE Nuanu

Fire Department : HSE Nuanu

Local Police : Legal WFV

FURNITURE

Stage

Instrument Storage Space : 4x3M

Tables + Seats Available

Extra Furniture on Request

LOGISTICS

Loading Times : 7am - 7pm

Licensing and Permits : Legal WFV

Electric Candles + Flames Allowed with

Proper Safety SOP

AV + TECHNICAL EQUIPMENT

Rented for now

ELECTRIC

Power Supply

Electrical Panels

Outlets + Receptacles

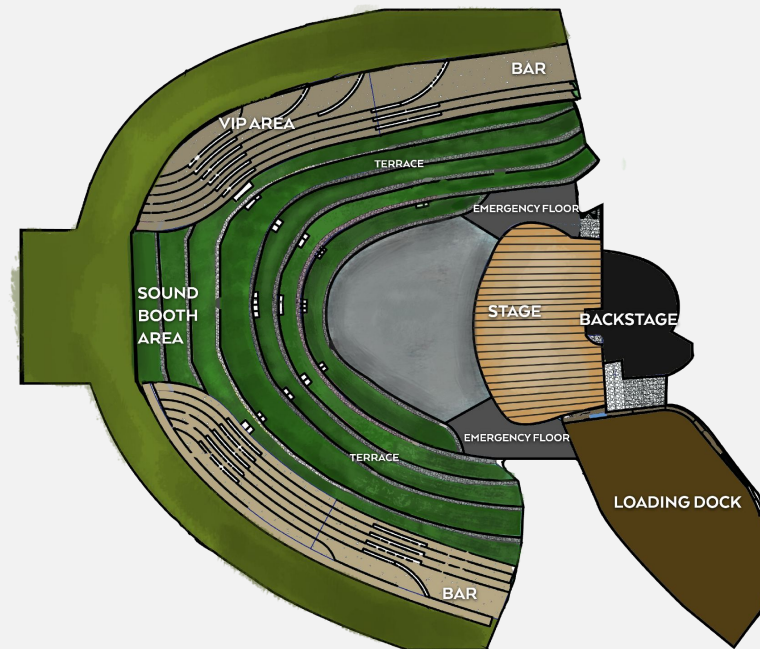
Emergency Systems

Ventilation + Air Conditioning in Backstage

Changing Room

ACCESSIBILITY

Wheelchair Accessibility





Butler Hookah Lounge

BEATLAND



THE WORKSHOP



THE WORKSHOP


Immerse yourself in the allure of our industrial multilevel, multifunctional semi-outdoor space that is both breezy whilst protected from weather.

With its adaptable nature, this venue is designed to effortlessly accommodate a spectrum of occasions, from pulsating live music performances to intimate art exhibitions.

Our team can accommodate your technical requirements as our venue is well equipped with projectors, screens and sound systems. We have access to limitless foliage and plants tailored to work with your event needs.

Experience the seamless synergy of an industrial-chic ambiance, where the boundary between indoor and outdoor gracefully blurs, creating an atmosphere that is as dynamic as it is distinctive.

The Workshop is a canvas ready to transform into the versatile backdrop you've been searching for.



THE WORKSHOP SPECIFICATIONS

VENUE SIZE

1500m²

CAPACITY

Maximum Seating Capacity : 400

Standing Capacity : 2000

Total Capacity : 2400

AMENITIES

5 Restrooms

Wi-Fi

BBQ

Kids Area

Cafe

Outdoor Spaces

SECURITY + STAFFING

Security Personnel

Staff for Setup + Cleanup

Liaison / Coordinator for the Event

Medical Facilities : HSE Nuanu

Fire Department : HSE Nuanu

Local Police : Legal WfV

FURNITURE

Tables + Seats Available

Extra Furniture on Request

Storage Space

AV + TECHNICAL EQUIPMENT

Customizable Audio + Visual Equipment

Projectors + Screens : 60M² on Request

Lighting Options : circle lead

ELECTRIC

Power Supply

Electrical Panels : Yes [4 panels]

Outlets + Receptacles

Emergency systems

Ventilation + Air Conditioning

LAYOUT + SEATING

Multifunctional : banquet, cocktail, reception, parties, etc

LOGISTICS

Loading Times : 24/7

Licensing + Permits : Legal WfV

Noise Restrictions : Special Permits for Late

Events + incl Soundproof Room

Fire Shows + Installations on Request

ACCESSIBILITY

Wheelchair Accessibility

Parking for Disabled Guests





HEARTH



STONESTAGE BY HEARTH

Stone Stage is a captivating outdoor venue situated on a magical riverbank. Blending with the nature around it, Stone Stage can host around 600 people.

Surrounded by tall trees, the stage is perfect for inspiring performances and its natural forest environment makes a gorgeous ethereal backdrop for a multitude of events. From a magical fairy reception, enchanted garden gathering to a woodland drum n' bass party, Stone Stage is ready to take you on a journey, in front of the stage LED lights embedded into the dance floor mesmerize guests.

With its recent renovations of a dome structured cover, and weather protected levelled seating areas, you will be in utmost comfort whilst dancing and whilst resting, at Stonestage

Stone Stage's soft lights enhances the splendour of nature, whilst the mega sound system creates a special infusion for special moments..

A stage found within nature.



PLANTIE'S BY HEARTH

Experience delicious plant based meals with wholesome ingredients. Plantie's harvest their crop from their own farm in Ubud and brought fresh to you alongside a special selection of healthy uplifting elixirs.

Cozy spots, low seating and a fireplace encourages a relaxing and playful ambiance. You can grab a coconut from our rustic wooden bar and take a breather as you are nourished inside out.

Planties also provides catering for big events, weddings, festivals, and retreats.



SUNGAI HUTS BY HEARTH

Nestled right besides Stone Stage, the Sungai Huts offer the perfect blend of comfort, simplicity and nature, providing a peaceful escape to recharge and relax.

There are communal bathrooms with refreshing showering facilities available on site, as well as wifi in the lobby and the hammock dome which also has a beautifully natural surrounding.

21 huts are available for daily rental. Each hut includes a double bed with comfy mattresses, fan, mosquito net, electric plugs and towels.

A meditation platform is available by the river.

CHADO TEA HOUSE BY HEARTH

From Japanese, Chodo means way of Tea.

Chado is a Japanese cultural practice primarily influenced by Zen Buddhism and is based around four core principles :
Harmony, Respect, Purity and Tranquility.

Chado offers an authentic and relaxing atmosphere that perfectly blends with a broad variety of teas from China and Thailand.

Chado Tea House holds tea ceremonies, sound healing sessions, meditations, lectures and other spiritually expansive workshops.


Chado tea house can fit up to 30 guests.



WIZDOM BY HEARTH

Come and experience staying at Hearth in the master room.
Wizdom is a traditional javanese joglo inside Hearth that transforms into the home of a wizard.

Access to Wizdom can be found upon request, please get in touch for more information.



HEARTH SPECIFICATIONS

VENUE SIZE

2000m2

CAPACITY

Maximum Seating Capacity : 200

Standing Capacity : 600

Total Capacity : 600

AMENITIES

7 Restrooms

Kitchen + Catering Facilities

Audio + Visual Equipment

Wi-Fi

Outdoor Spaces

AV + TECHNICAL EQUIPMENT

Sound System + Microphones

Lighting Options

FURNITURE

1 Stage 5x5m [hexagon dome]

Storage Space for Equipment

Tables and Seats Available

Extra Furniture on Request

LOGISTICS

Loading Times : 7am - 7pm

Licensing + Permits : Legal WFFV

Noise Restrictions : Music 'till 12am

Open Flames + Candles are fine

LAYOUT + SEATING

Cocktail reception

Garden party

Banquet style

ELECTRIC

Power Supply : 33kwh

Electrical Panel

Outlets + Receptacles : 17

SECURITY + STAFFING

Security Personnel

Staff for Setup + Cleanup

Liaison / Coordinator for the Event

Medical Facilities : HSE Nuanu

Fire Department : HSE Nuanu

Local Police : Legal WFFV





ProEd
Global School
Nuanu Campus



PRO ED GLOBAL SCHOOL

Designed to foster a closer connection to nature, this campus offers a relaxed atmosphere and increased green space that will assist in concentration, reducing anxiety and enhancing focus.

Whether its for educational or physical workshops, conferences, seminars, team building activities or charitable sport rallies, Pro Ed is well equipped with its world class facilities including :

- Basketball Court
- Amphitheater
- Music venue
- Library
- Outdoor Sports Pitch
- Shala

Our campus is available when school is out: afternoons, weekends, and during school holidays, such as the whole of July.

Pro-Ed Nuanu features weather-proof glamping tents, providing an eco-friendly alternative to traditional concrete buildings. The project's crown jewel is education, which it believes to hold the key to creating a brighter future for all generations.

Take advantage of the facilities on offer here at Pro Ed and continue the lifelong journey of learning.



PRO ED GLOBAL SCHOOL SPECIFICATIONS

CAPACITY

Maximum Seating Capacity : 200

AMENITIES

Restrooms
Kitchen + Catering Facilities
Wi-Fi
Outdoor Spaces

LAYOUT + SEATING OPTIONS

Classrooms
Basketball Court
Soccer Pitch
Amphitheater
Library
Music Hall

LOGISTICS

Available During School Holidays,
Weekends + Daily after 16:00
Licensing + Permits : Legal WFV

AV + TECHNICAL REQUIREMENTS

Available on Request

SECURITY + STAFFING

Security Personnel
Staff for Setup + Cleanup
Liaison/Coordinator for the Event
Medical Facilities : HSE Nuau
Fire Department : HSE Nuau
Local Police : Legal WFV

FURNITURE + EQUIPMENT

Tables + Seats Available
Extra Furniture on Request

ELECTRIC

Power Supply
Electrical Panels
Outlets + Receptacles
Emergency Systems
Ventilation + Air Conditioning





A S H



ASH


ASH is a haven for art enthusiasts and music lovers.

At ASH our vision is to inspire and enrich the journey toward harmony, awareness, and well-being by creating a place for cultural experiences: music, dance, art, as well as wellness workshops and educational seminars for both adults and children alike. Ash is here to inspire with fulfilling and mystical experiences.

Our cafe has a unique atmosphere of handcrafted decor and artistic flair, premium coffee and fusion culinary delights.

With its top-tier sound system, premium light projection, live music, animations, exclusive decor and on-site culinary delights, ASH can tailor to your event needs, suitable for weddings and birthdays as well as corporate meetings, capable of holding space for 250 people.

ASH's breezy space offers you the possibility to be creative with the layout, making an intimate crowd feel comfortable. With its inspirational high ceiling, second story balconies and technical amenities, Ash is a fully transforming space for various focus-purpose events.



AGH
9



ASH SPECIFICATIONS

VENUE SIZE

418m2

CAPACITY

Maximum Seating Capacity
Main floor : 116
Balconies : 70
Standing Capacity : 250
Total Capacity : 250

AMENITIES

5 Restrooms, 8 showers,
1 Disability Toilet
Kitchen + Bar
Wi-Fi

SECURITY + STAFFING

Security Personnel
Staff for Setup + Cleanup
Liaison/Coordinator for the Event
Medical Facilities : HSE Nuano
Fire Department : HSE Nuano
Local Police : Legal WFV

FURNITURE + EQUIPMENT

Stage : 6.5 × 4.3m
Tables + Seats Available
Extra Furniture on Request

AV + TECHNICAL REQUIREMENTS

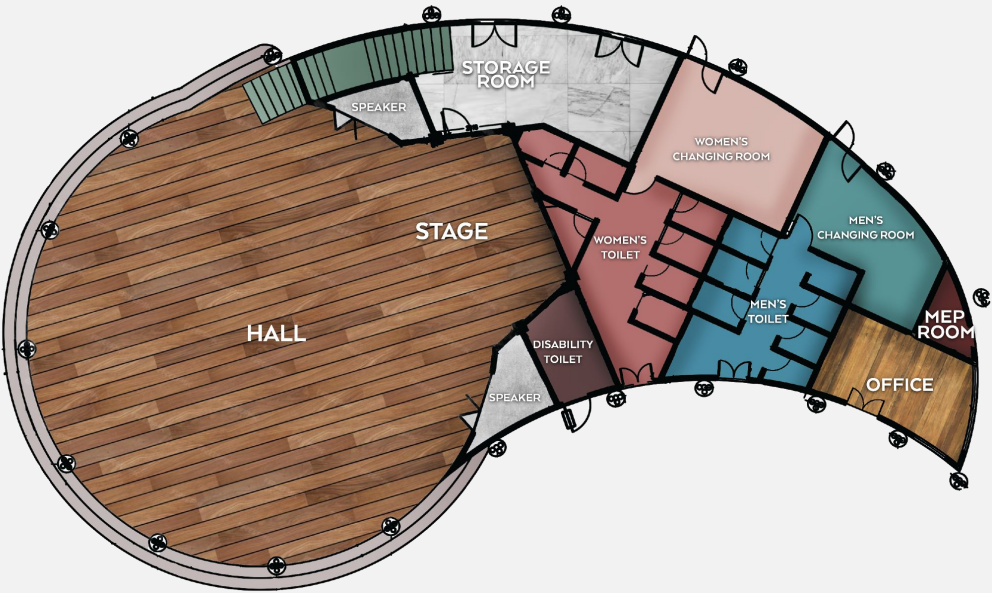
Sound System + Microphones
Projectors + Screens
Stage Lighting Available

LOGISTICS

Loading Times : 7am - 1am
Licensing + Permits : Legal WFV
Noise Restrictions : Music 'till 11pm
No Open Flames
No F+B From Outside

ELECTRIC

Power Supply : 48 watt
Electrical Panels : Yes
Outlets + Receptacles : 50
Emergency Systems
Ventilation





oasis

OASIS



Oasis is a haven for art enthusiasts and music lovers and is connected to Ash with a path way.

Oasis and Ash mirrors each other and is fundamentally built to represent the Ying and Yang. The vision of Oasis is to inspire and enrich the journey toward harmony, awareness, and well-being by creating a place for cultural experiences: music, dance, art, as well as wellness workshops and educational seminars for both adults and children alike.

Oasis Cafe serves fresh healthy delicious food and at night, Oasis turns into a bar offering great cocktails, good music and great conversations with beautiful friends.

OASIS SPECIFICATIONS

VENUE SIZE

418m2

CAPACITY

Maximum Seating Capacity

Main floor : 116

Balconies : 70

Standing Capacity : 250

Total Capacity : 250

AMENITIES

5 Restrooms,
Kitchen + Bar
Wi-Fi

SECURITY + STAFFING

Security Personnel
Staff for Setup + Cleanup
Liaison/Coordinator for the Event
Medical Facilities : HSE Nuanu
Fire Department : HSE Nuanu
Local Police : Legal WFV

FURNITURE + EQUIPMENT

Tables + Seats Available

Extra Furniture on Request

AV + TECHNICAL REQUIREMENTS

Sound System + Microphones

Projectors + Screens

Stage Lighting Available

LOGISTICS

Loading Times : 7am - 1am

Licensing + Permits : Legal WFV

Noise Restrictions : Music until 00:00

No Open Flames

No F+B From Outside

ELECTRIC

Power Supply : 48 watt

Electrical Panels : Yes

Outlets + Receptacles : 50

Emergency Systems

Ventilation






14

Lh

Longhouse
900.00



LONGHOUSE

The Longhouse is an impressive wooden ark with architectural accents and decor inspired from the various archipelagos from around Indonesia.

The Longhouse is comprised of one massive length of room able to hold space for various events such as a big reception, party or fashion show. It is capable of transforming into [and up to] 14 rooms by sectioning the space with its floating wooden walls allowing the space to be flexible to your needs.

The main part of the venue is on the second story where a cooler breeze and lush green views welcomes you. Downstairs the enclosed air conditioned rooms can be used a multitude of ways, from cerebral creative meeting spaces and preparation zones, to dress rooms for the events and performances in the upstairs hall. The many toilets, showers and changing spaces make the Longhouse hospitable for various activities and workshops.

The Longhouse is ready to inspire you and your guests by immersing them with the heritage of Indonesia.

Heritage accents
imported from islands
of the Indonesian
archipelago



14
Lh
Longhouse
900.00



43

LONGHOUSE SPECIFICATIONS

VENUE SIZE

900m2

CAPACITY

Maximum Seating Capacity : 300
Standing Capacity : 500
Total Capacity : 500

LOGISTICS

Loading Times : 7am - 7pm
Licensing + Permits : Legal WFV
Noise Restrictions : Music 'till 11pm

FURNITURE

Tables + seats available
Extra Furniture on Request

LAYOUT + SEATING

Banquet Style
Cocktail Reception

AMENITIES

13 Restrooms
Showers + Changing Rooms
Wi-Fi

AV + TECHNICAL EQUIPMENT

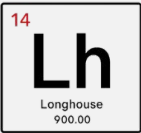
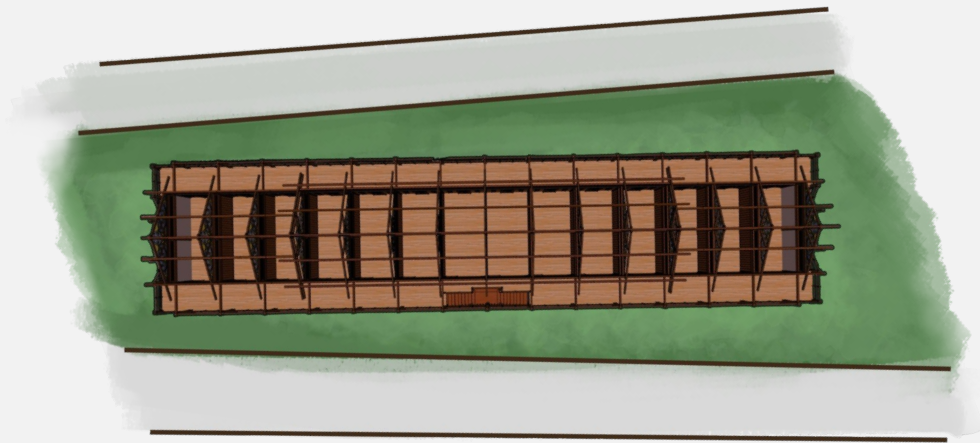
On Request from Vendors

STAFFING

Staff for Setup + Cleanup
Medical Facilities : HSE Nuanu
Fire Department : HSE Nuanu
Local Police : Legal WFV

ELECTRIC

Power Supply
Electrical Panels : Yes [14 panels]
Outlets and Receptacles
Emergency Systems
Ventilation + Air Conditioning





**ART
LILLY**



ART VILLAGE

Art Village is an artistic venue with seven open-air bamboo structures and a small teahouse.

The makers and creatives that use the space fashion objects, furniture and decorations that are used and seen all over Nuanu. Surrounded by trees that provide shaded areas and offering a beautiful view and haven, Art Village is a retreat for its guests.

Art Village's many structures make it suitable for various workshops as its multifunctional spaces can be utilised at the same time, allowing a hubbub of creation.

As well as being located next to the Bamboo Club it also has a large open-air space beside it that can be converted to an outdoor stage and arena making it perfect for a calm and thriving inbetween worlds of ideation, creation and celebration.

ART VILLAGE SPECIFICATIONS

VENUE SIZE

1000m²

CAPACITY

Indoor Seating Capacity : 185

Standing Capacity : 250

Outdoor Area Capacity : 3000

AMENITIES

Number of Restrooms : 2

Wi-Fi

Outdoor Spaces

LAYOUT + SEATING

Classroom

Banquet Style

SECURITY + STAFFING

Staff for Setup + Cleanup

Liaison / Coordinator for the Event

Medical Facilities : HSE Nuanu

Fire Department : HSE Nuanu

Local Police : Legal WfV

FURNITURE + EQUIPMENT

Stage

Storage Space for Equipment

Tables + Seats Available

Extra Furniture on Request

LOGISTICS

Loading Times : 7am - 7pm

Licensing + Permits : Legal WfV

Noise Restrictions: Daytime Weekdays

Restrictions on Open Flames

ELECTRIC

Power Supply : 26,400 watt

Electrical Panels : Yes [14 panels]

Outlets + Receptacles

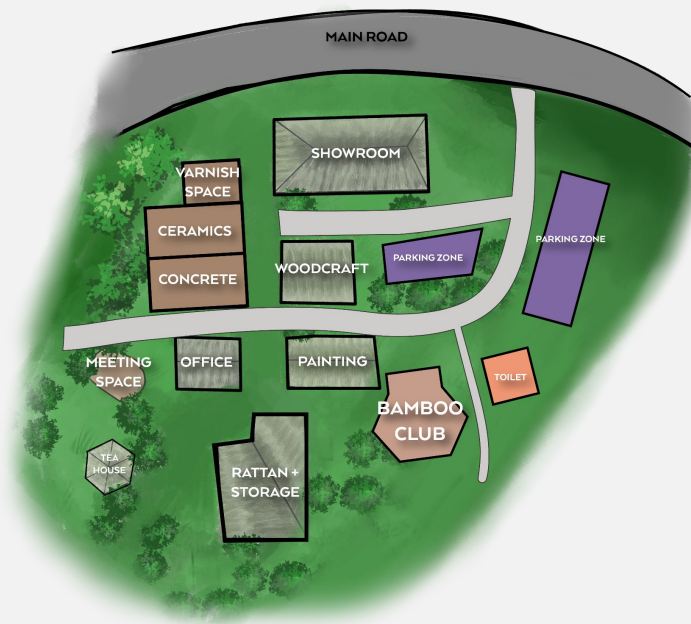
Emergency Systems

Ventilation

ACCESSIBILITY

Wheelchair Accessibility

Parking for Disabled Guests





BAMBOO CLUB



BAMBOO CLUB

Situated on the outskirts of Art Village is The Bamboo Club.

The Bamboo Club can be used as a meeting point of idea sharing. With its high ceilings and open-air structure, guests can view and be influenced by the serene environment whilst communing in togetherness.

With its soft floor, low seating options and tranquil surroundings the Bamboo Club invites a classroom, group activity and workshop type focus.

The venue can also accommodate various technicalities, with its on-demand available sound systems, screens and lighting options, your requirements are sure to be met.



BAMBOO CLUB SPECIFICATIONS

CAPACITY

Maximum Seating Capacity : 100
Standing Capacity : 100
Total Capacity : 200

AMENITIES

Number of Restrooms : 2
Audio + Visual Equipment
Wi-Fi

FURNITURE + EQUIPMENT

Stage
Tables + Seats Available
Extra Furniture on Request

ELECTRIC

Power Supply : 26,400 watt
Electrical Panels : Yes [2 panels]
Outlets + Receptacles : 22
Emergency Systems
Ventilation

LAYOUT + SEATING

Classroom Style

AV + TECHNICAL EQUIPMENT

Sound System upon Request
Microphones
Projectors + Screens
Lighting Options

SECURITY + STAFFING

Liaison / Coordinator for the Event
Medical Facilities : HSE Nuanu
Fire Department : HSE Nuanu
Local Police : Legal WFV

LOGISTICS

Loading Times : Outside Class Time
Licensing + Permits : Legal WFV
Noise Restrictions : Music 'till 11pm
Restrictions on Open Flames



BAMBOOCLUB



A photograph of an outdoor art installation at night. Three large, dark, spherical structures are arranged in a row, each with a glowing circular opening in the center. The spheres are surrounded by dense, dark foliage and trees. The ground is covered in a layer of dry leaves or grass. The overall atmosphere is mysterious and artistic.

AURORA MEDIA PARK



AURORA MEDIA PARK

Immerse and harmonize with nature.

Aurora Media Park is set within a forest environment in the middle of the Balinese jungle offering a path along the river, with a serene 3 kilometer stroll to implore the flora of Nuanu.

During the day birdsongs, the river and trees swaying in the wind enrich the experience with the unique music of the nature. The path comes alive at night as spectacular immersive art pieces bring wonder to spectators. Many of the art pieces are light installations, some with music and some movement censored.

Aurora Media Park is decorated with many artistic decorative elements and sculptures have been symbiotically created with care for this special place.

This serene pathway offers a magical experience for people who want to feel inspired.

AURORA MEDIA PARK SPECIFICATIONS

AMENITIES

- Sculptures
- Immersive Art Pieces
- Wi-Fi
- Outdoor Spaces

FURNITURE

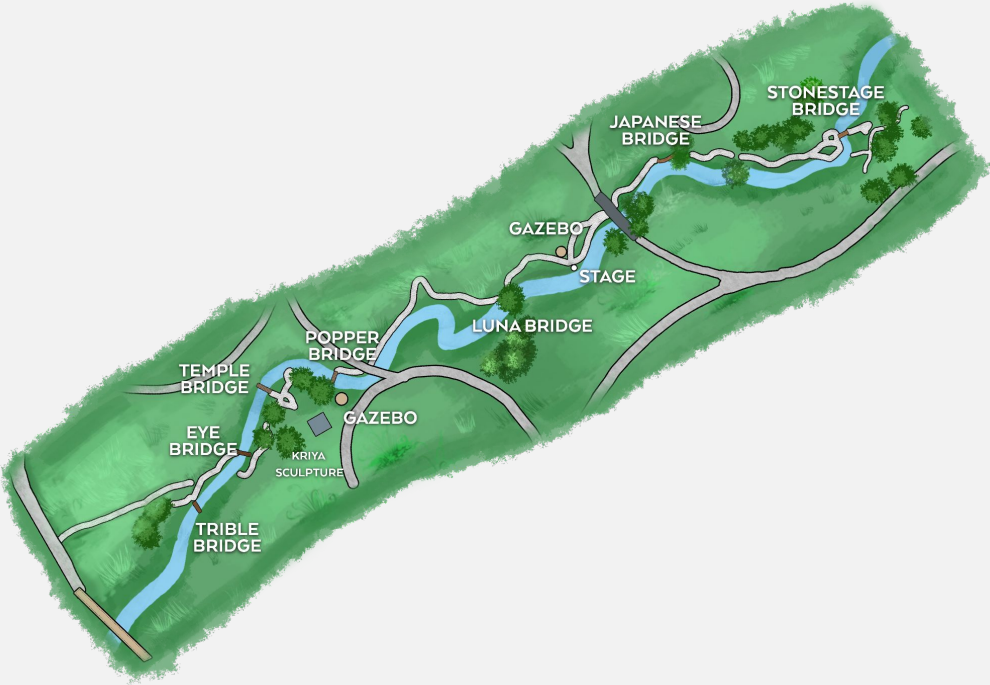
- Several Gazebos
- Tables + Seats Available
- Extra Furniture on Request

STAFFING

- Staff for Setup + Cleanup
- Liaison / Coordinator for the Event
- Medical Facilities : HSE Nuanu
- Fire Department : HSE Nuanu
- Local Police : Legal WfV

LOGISTICS

- Loading Times : 7am - 7pm
- Licensing + Permits : Legal WfV
- Fire Allowed in Designated Spaces





PACHA ALPACA



PACHA ALPACA

Pacha Alpaca is a soul sanctuary nestled in the heart of Nuanu. Our adorable alpacas become companions on a journey to peace and harmony. In Pacha Alpaca you can find a cozy refuge crafted to find tranquility in nature's embrace.

Pacha Alpaca isn't just a place, it's an peaceful experience where you can fully immerse yourself in the serene world of alpacas and inner harmony.

Pacha Alpaca embodies a friendly and meditative vibe perfect for family relaxation and also unforgettable dates.



LUMEIRA

Social Spa Complex & Restaurant





LUMEIRA

Lumeira serves as a place for relaxation, socializing, and rejuvenation, immersed within lush tropical surroundings.

Lumeira specializes in wellness treatments, therapies and experiences and houses a wood-fired dome steam room, jungle view hot sauna, infinity pool, hot tub and cold plunge pools.

Our restaurant focuses on mindful foods and beverages that revitalize, nourish and hydrates with many places to sit, enjoy and lounge.

Lumeira offers a unique and traditional approach to relaxation and well-being. The combination of our spa therapies and social interaction creates a beneficial holistic experience to be cherished by many.



LUMEIRA SPECIFICATIONS

VENUE SIZE

2300m2, building size 700m2

CAPACITY

Maximum Seating Capacity : 100

Standing Capacity : 300

Total Capacity : 300

AMENITIES

5 Restrooms

Kitchen + Catering Facilities

Wi-Fi

Outdoor Spaces

ELECTRIC

Power Supply

Electrical Panels

Outlets + Receptacles

Emergency Systems

Ventilation + Air Conditioning

SECURITY + STAFFING

Security Personnel

Liaison / Coordinator for the Event

Medical Facilities : HSE Nuanu

Fire Department : HSE Nuanu

Local Police : Legal WFV

FURNITURE

Tables + Seats Available

Extra Furniture on Request

LAYOUT

Banquet Style

Cocktail Reception

LOGISTICS

Licensing + Permits : Legal WFV

Noise Restrictions : Music 'till 11pm

Restrictions on Open Flames + Candles






oshom
BALI



OSHOM

Oshom is a boutique hotel and wellness resort located on the stunning beachfront of Pantai Nyanyi where the river meets the sea, overlooking sunset on the Indian Ocean. Made up of villa rooms, treehouses and multiple connection spaces, Oshom is closer to a sanctuary than a hotel.

Exquisite furnishings, naturally tactile textures and traditionally handmade pieces, you're guaranteed beauty and creative touches in every corner offering outstanding luxury nestled in the heart of nature.

Recharge your energy at the 215m2 beachfront yoga shala which can multifunction as a classroom, wedding venue, retreat space and party venue. The 600m2 rooftop and the grassy lawn in front of Oshom contributes to the myriad of possibilities that can be held here and Oshom's restaurant comfortably seats 45, providing nourishing goodness to revitalise your being.

If you're looking for your stay to have some extra meaning, you can count on Oshom being eco-mindful as well as providing the pinnacle of Balinese hospitality. Oshom is looking forward to welcoming you and your guests on a mindful and heartfelt retreat.



OSHOM SPECIFICATIONS

VENUE SIZE

7300m2

CAPACITY

Total Capacity : 200

AMENITIES

Rooms : 20
Public Restrooms : 1
Kitchen + Catering Facilities
Audio + Visual Equipment
Wi-Fi
Outdoor Spaces

SECURITY + STAFFING

Security Personnel
Staff for Setup + Cleanup
Liaison/Coordinator for the Event
Medical Facilities
Fire Department
Local Police : Legal WFV

ACCESSIBILITY

Wheelchair Accessibility [1 room]
Parking for Disabled Guests

FURNITURE

Tables + Seats Available
Extra Furniture on Request

LOGISTICS

Loading Times : 7am - 7pm
Licensing + Permits : Legal WFV
Noise Restrictions : Music 'till 23:00

LAYOUT

U-Shape
Banquet Style
Cocktail Reception

AV + TECHNICAL EQUIPMENT

Sound System + Microphones
Projectors + Screens
Lighting Options


ELECTRIC

Electrical Panels : Yes [in each room]
Emergency Systems : genset 200kva
Ventilation + Air Conditioning





PHI CAMP




PHI CAMP

At our Base Camp, Phi Camp is a community space that not only reflects the incredible structure of nature visually but also intentionally resonates with natural geometry, creating an environment that is in all aspects nourishing for the mind, body and soul.

The designs of the domes and its building methods are cutting edge. Not only are they beautiful, they are also energetically optimized, luxurious and incredibly resilient. Each one of the 12 domes of Phi Camp has a 7 meter floor diameter and a connected luxurious bathroom. The dome bungalows share a plunge pool in the middle, and a lawn garden for daily activities such as yoga and other workshops.

Phi Camp is ecologically sourced and a massive step in the direction of Sustainable Building systems. The Natural Materials used are nontoxic, do not outgas, and even purify the air within the space.

It was designed with the principles of Biologic Design. As soon as you walk inside, you are immersed in what feels like a familiar warmth, an improved sense of well-being, sleep, and even lucid dreaming when staying in Phi Domes.



Phi Camp's utopic design and views bring an ancient futuristic presence.



ODYSSEY GARDEN



ODYSSEY GARDEN

Odyssey Garden is an architecture project designed with mirrors that reflect the surroundings and is home to a cerebral vortex of Nuanu which houses functional offices that assist in Nuanu's operations.

There is much play between the contrasts of the mirrored walls and the reflected foliage, in constant movement, swayed by the very essence of life.

In addition to the abundance of greenery, the softscaping layout is intentional, detailed and manicured, mirrored by the Pergola, the central focus of Odyssey Garden, which will host our smaller events and workshops at nights and over the weekends. When we organize bigger events and festivals, we will also use the surrounding venues and stages.

PHI GARDEN

Phi Garden is a 200m² lawn for our daily activities such as yoga and other workshops, currently in the works.



WILLOW



WILLOW



WILLOW

LAUNCHING 2025

Willow is a beautifully modern hotel hosting guests in its 35 comfortably lavish rooms.

The stunning Rooftop bar gives you gorgeous ocean views making it perfect for stunning sunset drinks and music.

The Willow's rooftop bar has a canopy that gives a welcoming shade to half of the outdoor space, as well as its inspiring backdrop, so you and your guests can enjoy your time outdoors in comfort.

Willow's kitchen and catering facilities make it perfect to host a banquet or cocktail reception and our hotel is ideal to accommodate your guests whilst they attend events at Nuanu or are visiting around this area of Bali.

Relax in the knowledge that you and your guests will be well taken care of at Willow.

WILLOW SPECIFICATIONS

LAUNCHING 2025

VENUE SIZE

3,200m2

CAPACITY

Maximum Seating Capacity : 70

Standing Capacity : 100

Total Capacity : 100

INCLUDED AMENITIES

Rooms : 35

Restrooms

Rooftop Cafe

Kitchen + Catering Facilities

Wi-Fi

LAYOUT + SEATING OPTIONS

Banquet Style

Cocktail Reception

FURNITURE

Tables + Seats Available

Extra Furniture on Request

LOGISTICS

Loading Times : 7am - 7pm

Noise Restrictions : Music 'till 11pm

Licensing + Permits : Legal WFV

Pet Friendly

AV + TECHNICAL REQUIREMENTS

Available on Request

SECURITY + STAFFING

Security Personnel

Staff for Setup + Cleanup

Liaison/Coordinator for the Event

Fire Department : HSE Nuanu

Local Police : Legal WFV

ELECTRIC

Power Supply

Electrical Panels

Outlets + Receptacles

Emergency Systems

Ventilation + Air Conditioning



WILLOW





ARCADIA



ARCADIA

LAUNCHING 2025

Arcadia stands tall as a grand multifunctional complex, a one stop shop whilst you're here exploring the lands, an architectural masterpiece crafted by Nuanu Architects.

Arcadia boasts a peak capacity of 3000 visitors and takes inspiration from the structures of ancient city-states such as the enchanting city of Agrabah from the tale of Aladdin with narrow streets, passages and bridges giving guests the ability to ascend to rooftops, wandering through turns and courtyards.

Nestled between the Amphitheater and Luna our venues are able to band together forming one grand festival area. Arcadia represents Nuanu's citadel which is host to a diverse range of activities. The main emphasis is placed on the restaurant zone, which has a wide variety of concepts and cuisines from around the world. The complex also features multifunctional spaces and extensive areas designated for retail and workshops or small accommodations.

The commercial spaces are rentable to business tenants that desire a prime location in a forward thinking environment and with Arcadia's restaurants and children areas all families, friends and guests are sure to be entertained.

Come be part of our new venture, together.



THE HEAD SPECIFICATIONS

LAUNCHING 2025

VENUE SIZE

16,000m2

CAPACITY

Capacity : 3000

INCLUDED AMENITIES

Restrooms
Kitchen + Catering Facilities
Wi-Fi
Outdoor Spaces

SECURITY + STAFFING

Security Personnel
Staff for Setup + Cleanup
Liaison / Coordinator for the Event
Medical Facilities : HSE Nuanu
Fire Department : HSE Nuanu
Local Police : Legal WFV

LOGISTICS

Loading Times : 7am - 7pm
Licensing + Permits : Legal WFV
Noise Restrictions : Music 'till 11pm
Restrictions on Open Flames + Candles
No F&B From Outside

AV + TECHNICAL REQUIREMENTS

Available on Request

FURNITURE

Tables + Seats Available
Extra Furniture on Request

ELECTRIC

Power Supply : 80kva [can increase]
Electrical Panels : Yes [14 panels]
Outlets + Receptacles
Emergency Systems
Ventilation + Air Conditioning



ARCADIA





CAPACITY

VENUE	CAPACITY
LABYRINTH COLLECTIVE	300
LABYRINTH DOME	600
LUNA	3000
AMPHITHEATER	1000
WORKSHOP	2400
HEARTH	600
PRO-ED SCHOOL	200
ASH	250
NUSANTARA LONGHOUSE	500
ART VILLAGE	250
BAMBOO CLUB	200
AURORA MEDIA PARK	200
HARMONY	300
OSHOM	200
OASIS	250
WILLOW	100
ARCADIA	3000

MULTI-VENUE COLLABORATIONS

Many venues in Nuanu can be booked out together to host larger events. Organizers can host big parties in multiple venues simultaneously, to accommodate various needs.

Some venues share common areas and are surrounded with visual pockets of inspirations such as **Popper's Triangle** that houses the giant 14M Earth Sentinels installation as well as beautiful gardens and a butterfly dome.

Whether it is your first or twentieth time visiting, a trip to Nuanu will guarantee immersive treats!

Here are examples of multi-venue collaborations live in action during festivals that hosted approximately 2000-4000 guests per day.





suara



SUARA festival utilising the spaces in between venues with projection mapping, lighting and decor to create installations and beautiful spaces so guest capacity increases to 5000 people over the 2 days.



SUARA festival using multiple venues: Luna, Amphitheater, Bamboo Club, Ash Labyrinth and Stonestage to accommodate their varied productions.





SUARA festival shining during the day and showcasing artworks created by our in-house Art Village team, international artists and the local village of Beraban.





SAMANIA

A children's festival, **SAMANA**, using the communal outdoor space of both Art Village and Bamboo Club to extend the guest capacity to include 3000 people.



CONTACT US

Contact us at
events.team@nuanu.com
to talk through your project.

Discover more.

Stay in the loop on
Nuanu's exciting events
@nuanuevents at **nuanu_city**.

Nuanu Events, symbiotic visions.





nuanu

Thank You